

ES-A boxes

Casing:

1,5 mm thick stainless-steel; welded monobloc structure; pre-drilled internal support for DIN guide installation, or internal plate by separated ordering.

Fixed solid cover:

1,5 mm thick stainless-steel; polyurethane sealing gasket; M6 fixing screws with security ring.

Earthing:

M6 pins to be welded on structure and cover.

BY SEPARATING ORDER:

Internal plate:
2,0 mm thick galvanised steel sheet (Sendzimir), non-adjustable.


Finish:

Fine scotch brite medium satin, 240 grit.


Material:

1,5 mm thick AISI 304 stainless-steel. In AISI 316 stainless-steel on request.

Degree of Protection and Approvals:

 IP66 EN 62 208 • EN 61 439-1
IK10 EN 62 208 • EN 61 439-1

 EN 62 208 • EN 61 439-1

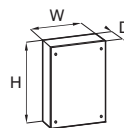
 TYPE 1, 12, 4, 4x • Standard 508
NEMA 1, 12, 4, 4x • Standard 250

 ELE118311CS

 2011/65/CE

 1272/2008/CE

THE UL/CSA MARK MUST BE SPECIFICALLY REQUESTED IN THE ORDER.



Dimensions (mm)			ESA fixed solid cover	20/10 thick Internal plate (by separated ordering)		Bracket set 2mm FeZn wall bracket set
H	W	D		Code	Dimensions HxW	
150	180	80	ES1A	ES1P	125x162	ES-AG1A
150	300	80	ES23A	ES23P	125x282	ES-AG1A
180	200	80	ES2A	ES2P	155x182	ES-AG1A
200	200	80	ES21A	ES21P	175x182	ES-AG1A
150	300	120	ES24A	ES23P	125x282	ES-AG1A
200	200	120	ES22A	ES21P	175x182	ES-AG1A
200	300	120	ES3A	ES3P	175x282	ES-AG1A
200	400	120	ES4A	ES4P	175x382	ES-AG1A
200	500	120	ES5A	ES5P	175x482	ES-AG1A
200	600	120	ES6A	ES6P	175x582	ES-AG1A
200	800	120	ES29A	ES29P	175x782	ES-AG1A
300	300	120	ES25A	ES25P	275x282	ES-AG1A
300	400	120	ES26A	ES26P	275x382	ES-AG1A
300	500	120	ES7A	ES7P	275x482	ES-AG1A
300	600	120	ES28A	ES28P	275x582	ES-AG1A
400	400	120	ES27A	ES27P	375x382	ES-AG1A
400	500	120	ES13A	ES13P	375x482	ES-AG1A
400	600	120	ES8A	ES8P	375x582	ES-AG1A
400	800	120	ES9A	ES9P	375x782	ES-AG1A



ES-A boxes fixing brackets